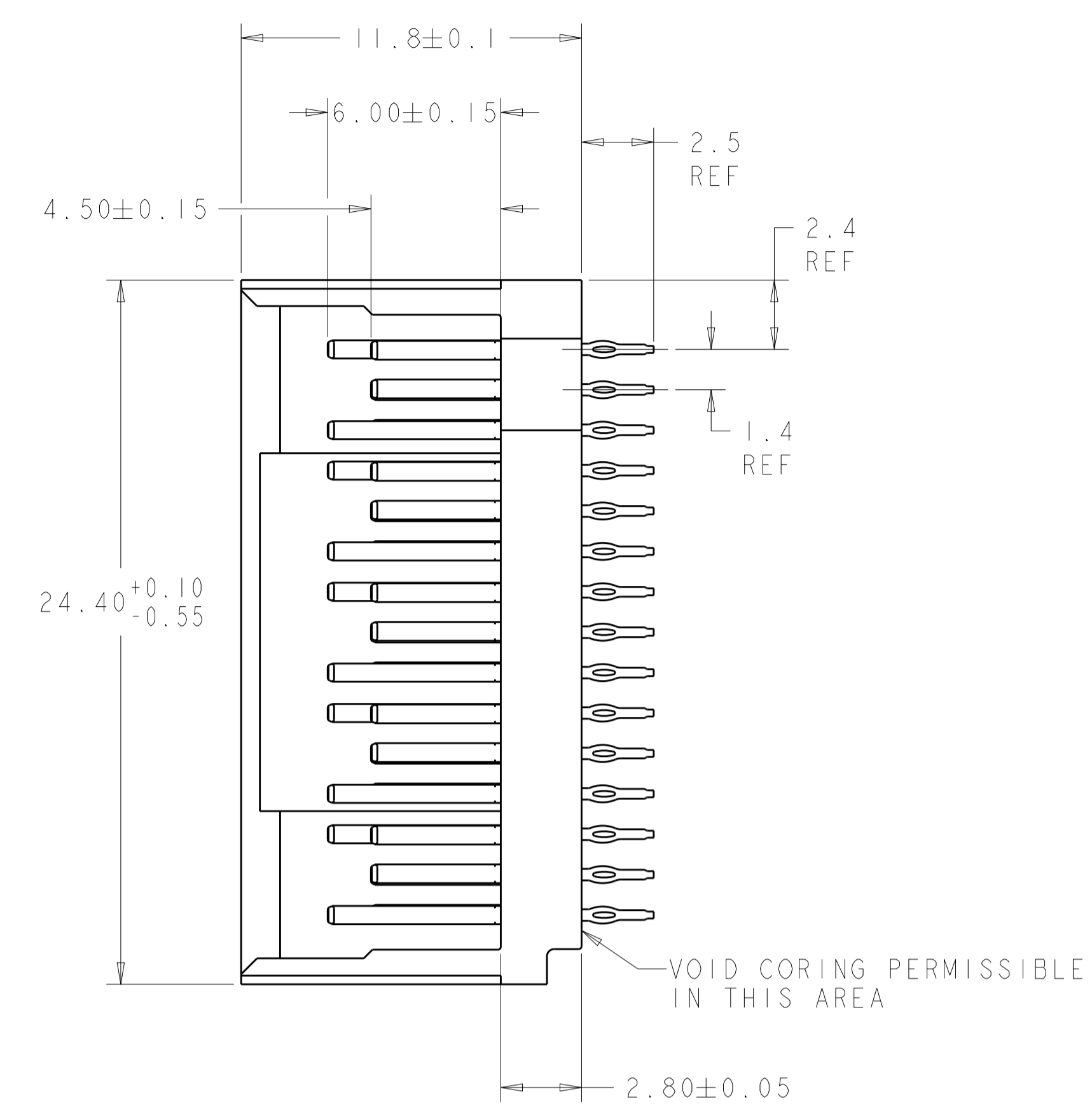
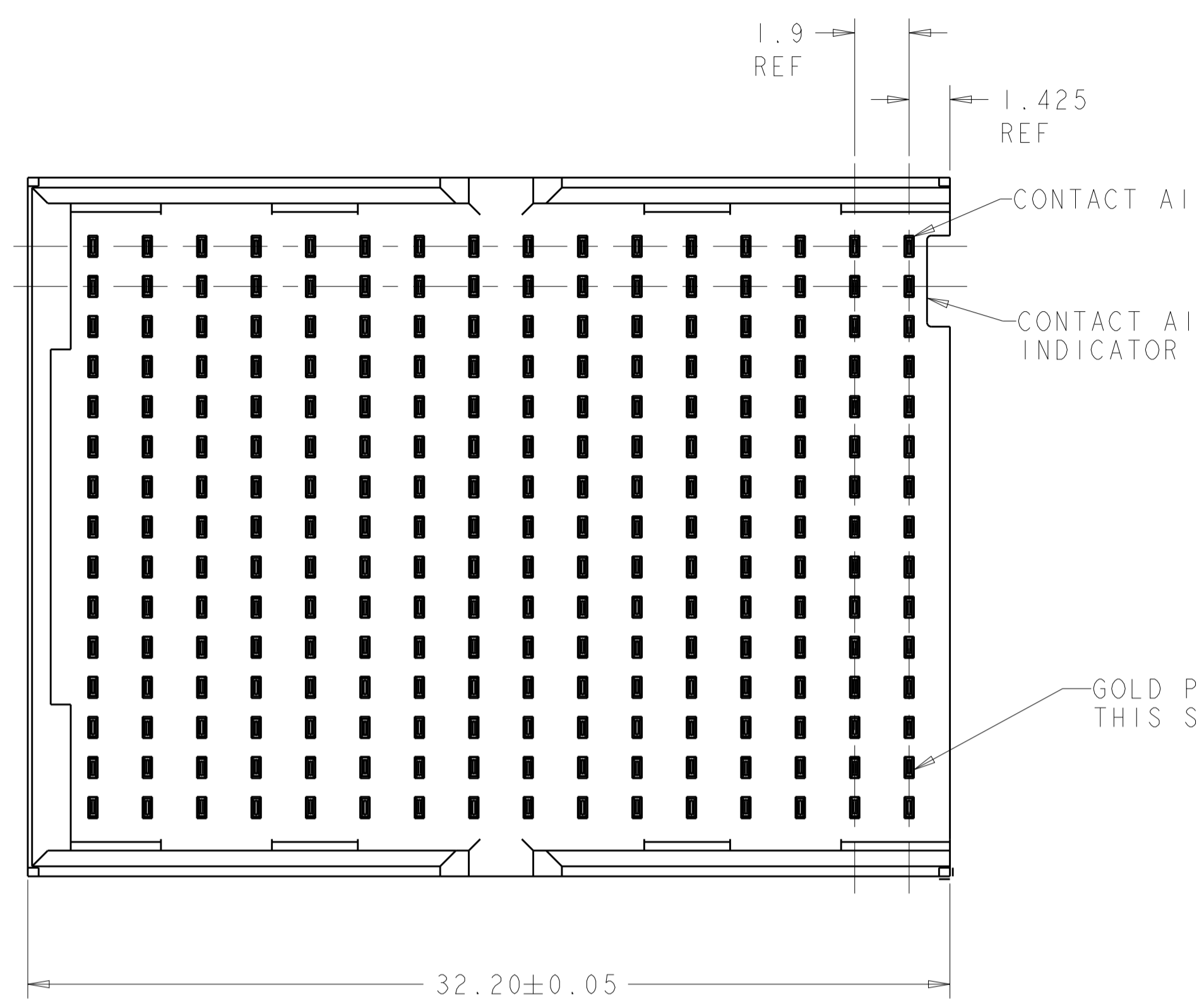
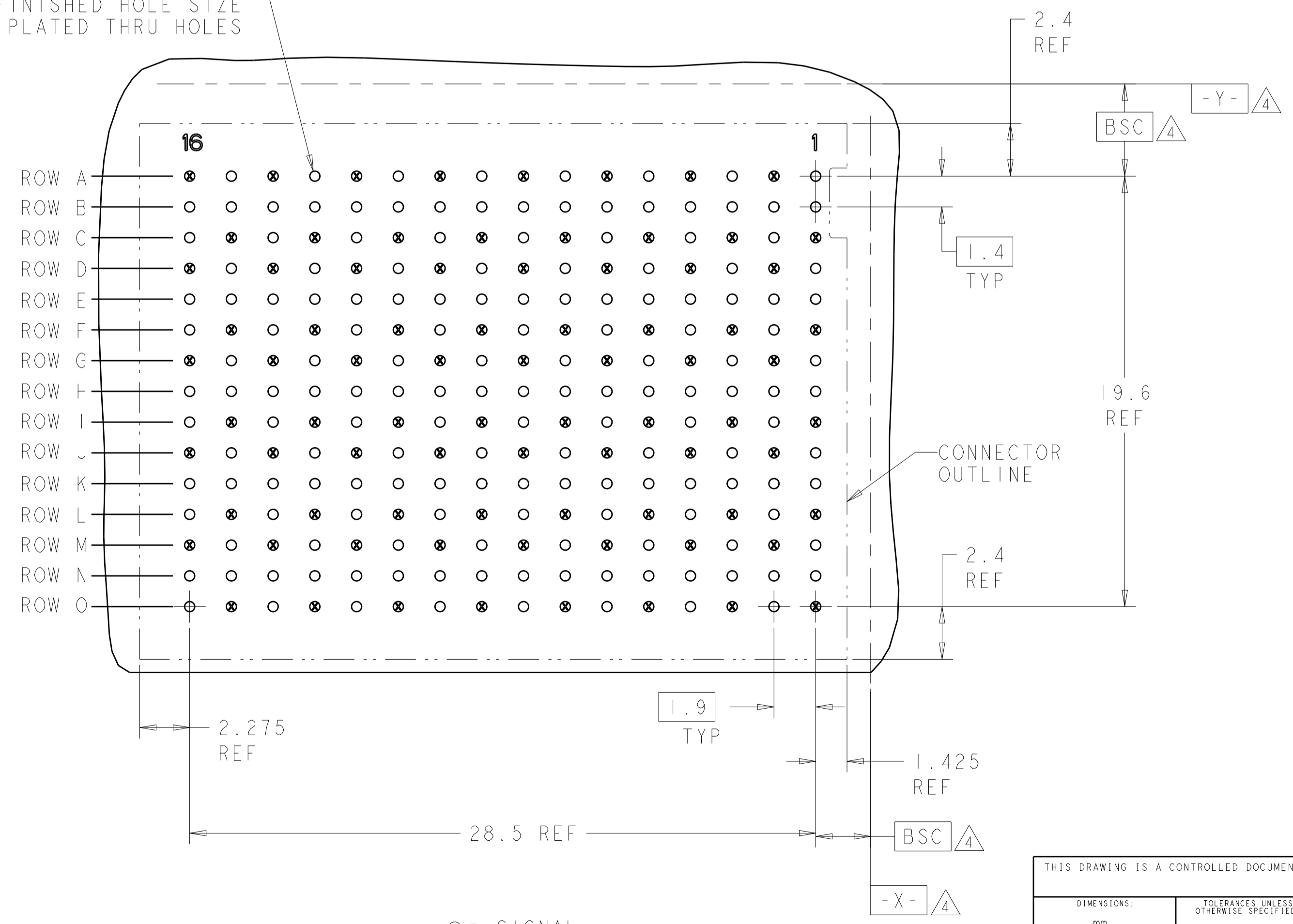
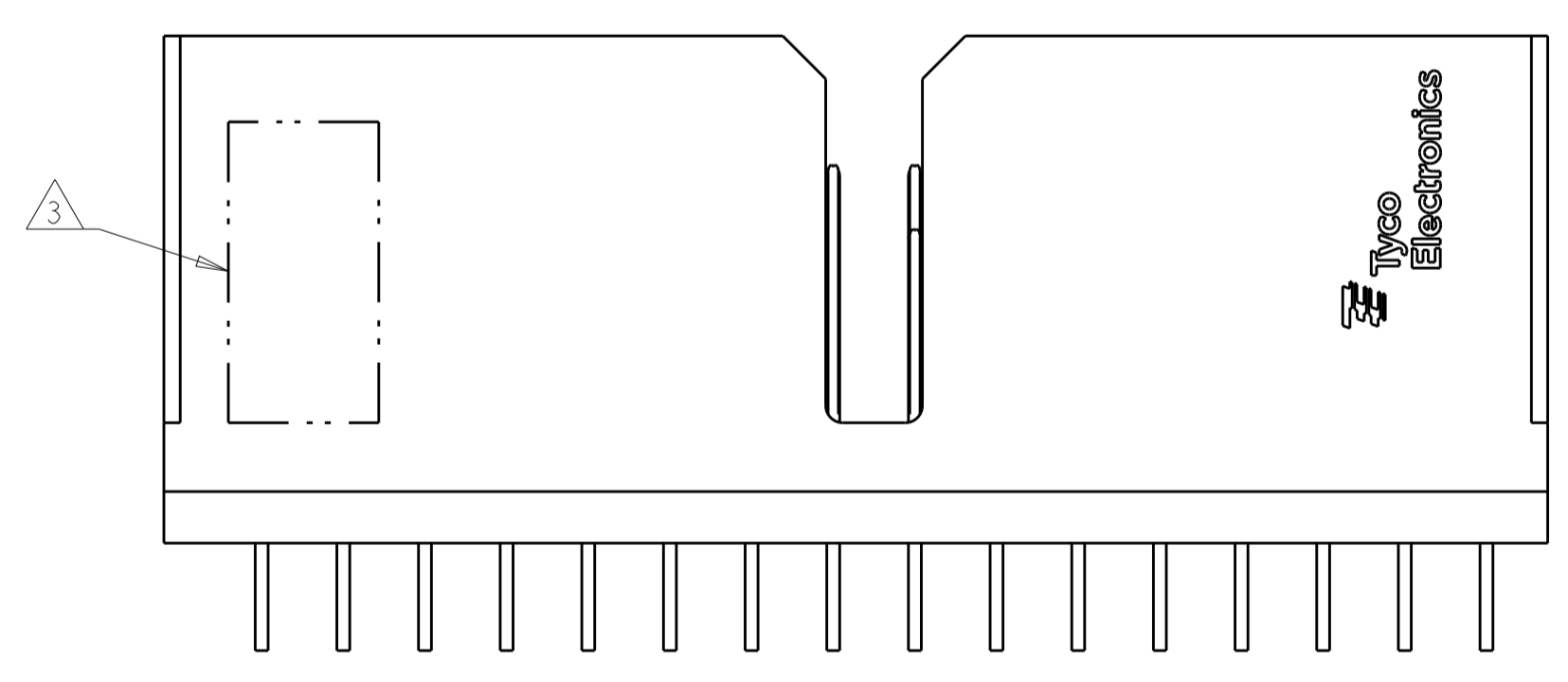


LOC		DIST		REVISIONS			
GP	00	P	LTN	DESCRIPTION	DATE	DWN	APVD
		E		REVISED PER ECO-13-010626	31JUL2013	KH	RP



- 1 MATERIAL:
CONTACT - PHOS BRONZE
HOUSING - LCP, UL 94V-0, COLOR - BLACK
- 2 FINISH: CONTACT
MATING AREA - 0.76µm MIN GOLD OVER 1.27µm MIN NICKEL
COMPLIANT PIN AREA - 0.5µm MIN MATTE TIN OVER 1.27µm MIN NICKEL
- 3 CONNECTOR MARKED WITH PART NUMBER, DATE CODE AND STANDARD IN APPROXIMATE AREA SHOWN
- 4 DATUMS AND BASIC DIMENSIONS ESTABLISHED BY CUSTOMER.
- 5. CONTACT AREA LUBRICATED WITH BELLCORE APPROVED LUBRICANT. TECHNICAL REFERENCE GR-1217-CORE, ISSUE 1, NOVEMBER 1995.
- 6 REFERENCE APPLICATION SPEC 114-13202 FOR RECOMMENDED PLATED THRU HOLE DIAMETER AND PLATING THICKNESSES.

6 $\oplus \ominus \varnothing 0.05 \text{ (S)} \text{ X Y}$
 FINISHED HOLE SIZE AND PLATED THRU HOLES



○ = SIGNAL
 ⊗ = GROUND
 RECOMMENDED PC BOARD LAYOUT BACKPLANE,
 COMPONENT SIDE SHOWN
 SCALE 6:1

1934334-1
 PART NUMBER

THIS DRAWING IS A CONTROLLED DOCUMENT.		DWN B.MCMASTER 06JUN2007	TE Connectivity
DIMENSIONS: mm		CHK W.DAVIS 06JUN2007	
TOLERANCES UNLESS OTHERWISE SPECIFIED:		APVD W.DAVIS 06JUN2007	NAME HEADER ASSEMBLY, RIGHT WALL, 5 PAIR 16 COLUMN TinMan
0 PLC ±	1 PLC ±	PRODUCT SPEC	SIZE CAGE CODE DRAWING NO
2 PLC ±	3 PLC ±	APPLICATION SPEC	A100779C=1934334
4 PLC ±	ANGLES ±	FINISH	RESTRICTED TO
MATERIAL	FINISH	WEIGHT	SCALE 6:1 SHEET 1 OF 1 REV E
CUSTOMER DRAWING			